

DELAWARE'S 2016 EXCHANGE PLANS



Potential Size of Exchange Market: **About 60,000 Delaware residents.**¹

Improving Exchange Coverage in Delaware

State oversight can ensure that coverage meets the Affordable Care Act's standard of providing coverage similar to what is typically offered by employers. Delaware has chosen to continue a partnership model with the federal government in which the state reviews health plans that wish to participate in the exchange. Delaware can protect its residents by:

- Enforcing non-discrimination requirements, which apply to benefit design and provider networks; and
- Advocating to CMS for a healthcare.gov website that allows for consumers to compare plans using personalized out-of-pocket cost calculations that reflect plan formularies and provider networks.

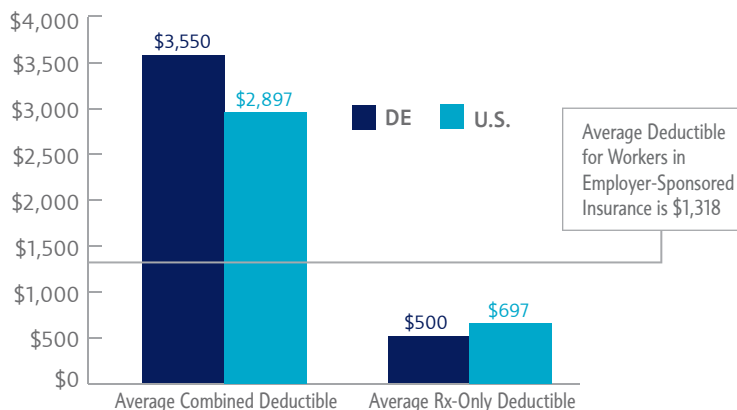


Key Facts about 2016 Health Plans in the Delaware Exchange:

Deductibles

- Exchange plan coverage is supposed to be consistent with employer-sponsored insurance²—the vast majority of which covers prescription drugs immediately.³
- In contrast, most exchange plans require that patients either meet a combined deductible for all medical spending—including prescriptions—or have a separate deductible just for prescription drugs. In Delaware, 29% of silver plans have a combined deductible, compared to the national average of 63% of plans.

Average Annual Deductibles in Silver Plans:
Delaware Plans Compared to U.S. Average⁴



Cost Sharing




- Prescription drug cost sharing is often a monthly expense for those with a chronic condition. Cost sharing for medicines can quickly become burdensome for those with high monthly costs.
- Coinsurance generally becomes more common on higher cost sharing tiers.
- Patients under 250% of poverty (about \$30,000 for an individual) in exchanges typically qualify for cost sharing subsidies that lower their out-of-pocket costs for silver plans.



Health plans on Delaware’s Health Insurance Exchange are required to cover “Essential Health Benefits” established by federal regulation. Prescription drug benefits are evaluated in comparison to Delaware’s benchmark health plan, which sets the standard for how many medicines exchange plans must include on their formularies. Under the counting rules defined by federal regulation, Delaware’s benchmark plan governing 2016 plans covers 99% of medicines that were available when the benchmarks were originally selected. Starting in 2017, plans will have to meet a new benchmark that covers 87% of

drugs that were available when these benchmarks were selected.⁵ The regulations allow health plans significant leeway in designing formularies to meet a state’s benchmark standard. It is important that states review formularies for compliance with established benchmarks and non-discrimination protections because current federal rules for “counting” prescription drug coverage may allow plans to effectively cover fewer drugs than a state’s benchmark and typical employer plans.

State review of exchange plan formularies is important because:

-  Federal count-based standards related to the number of medicines a plan must cover do not extend to cost sharing. Even if a medicine is covered, it may still be unaffordable. If therapeutic alternatives are not available on a lower cost sharing tier, the benefit design may be discriminatory.
-  Federal counting rules do not provide an incentive to cover combination therapies and extended release medicines.⁶ These medicines play an important role in patients sticking to and benefiting from the treatments they need.
-  There are no rules to ensure consistent coverage or counting of medicines typically included in the medical benefit—these medicines often treat serious conditions such as cancer and neurologic diseases.

Based on an analysis of actual 2016 exchange plan formulary information in Delaware, the following key findings are of particular importance to Delaware residents:⁷



An average of **77%** of brand medicines are covered across a range of key drug classes in the Delaware exchange. The national average is **82%** of brand medicines covered in exchange plans.

An average of **25%** of plans in the Delaware exchange placed all of their drugs in at least one class on the specialty tier. The national average is **80%**. The conditions most likely to be subject to this type of formulary design are cancer, MS and HIV/AIDS.

An average of **7%** of brand drugs have a coinsurance of 30% or higher in the Delaware exchange, compared to a national average of **27%** of brand drugs having coinsurance of 30% or higher.

1 Estimated Number of Potential Marketplace Enrollees, Kaiser Family Foundation, accessed January 2016 <http://kff.org/health-reform/state-indicator/marketplace-plan-selections-as-a-share-of-the-potential-marketplace-population/#>

2 42 U.S.C. § 18022(b)(2).

3 Kaiser/HRET 2015.

4 Analysis by Avalere of silver plans included in the HHS landscape file and collected from all state based exchanges; Average for U.S. is based on Avalere analysis of California, Nevada, New Mexico, New York, Oregon, Hawaii and federal exchange state silver plans; Average drug deductible is based on the average of separate, non-\$0 drug deductibles; employer average from Kaiser/HRET Survey of Employer-Sponsored Benefits, 2015.

5 Analysis by Avalere of total chemical entity submission counts by USP class covered by 2017 Essential Health Benefits (EHB) Benchmark Plans, <https://www.cms.gov/ccio/resources/data-resources/ehb.html>.

6 P&T requirement starting in 2017 could add additional protections for patients taking these drugs.

7 Analysis by Avalere Health of single-source brand medicines (medicines without a generic alternative on the market) across 22 classes, including immunosuppressants and classes that treat HIV, cancer, diabetes, asthma, multiple sclerosis, mental health conditions and hepatitis C; based on data collected by Managed Markets Insight & Technology, LLC.